

NATURAL GENIUS

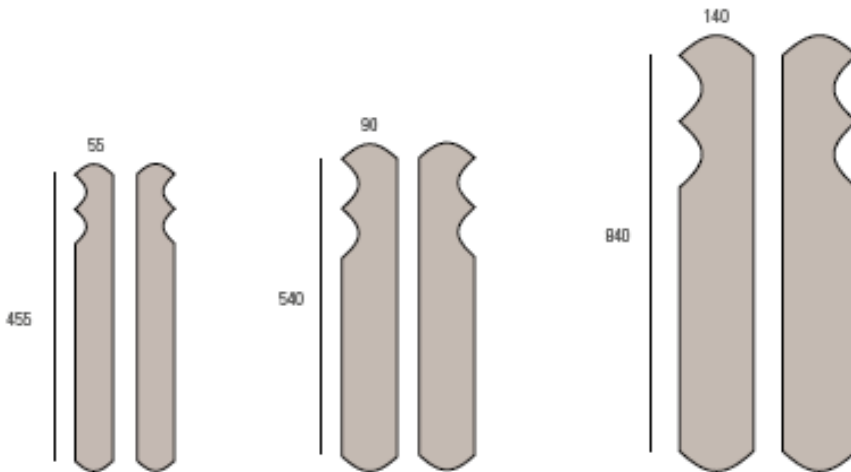
BISCUIT N°2

Re-thinking traditional hardwood floor, where rounded, bevelled and curved boards along with slight bombe effect of the surface create a new language.


High-end two-layers engineered hardwood floor with a top layer and crossed-fibres birch plywood support.

SPECIFICATIONS

MODEL	WIDTH	LENGTH	TOTAL THICKNESS	TOP LAYER	SUPPORT	INSTALLATION SYSTEMS
2	55 mm	455 mm	12,5 mm	3/3,5 mm	multilayer birch plywood	glued only
	90 mm	540 mm				
	140 mm	840 mm				




board section




INSTALLATION PATTERNS

WIDTH 55



WIDTH 90



WIDTH 140

